


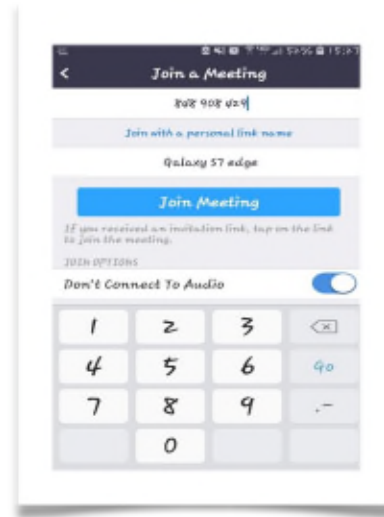
Teleconferencing Instructions for a Cell Phone

- Be sure you begin this at least 30-minutes prior to your scheduled meeting.
- Close all other APPS on your phone.
- Find a quiet place with good reception to start the conference. (No driving)
- Keep your meeting ID written on a piece of paper for easy reference.

Step 1: Go to **Google Play** or **App Store**



Step 5: Enter the Meeting ID/Provided Link

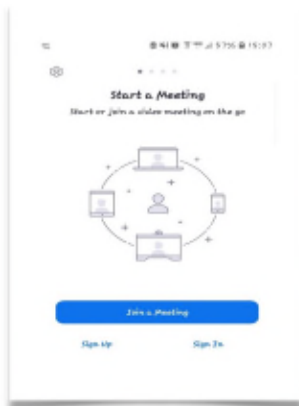


**Allow access to audio and visual*

Step 2: Search “Zoom Cloud Meetings”

Step 3: Click **INSTALL** and **Open**

Step 4: Click the button **Join a Meeting**



Step 6: Click on **Join Meeting** Button

- We encourage you to not touch your phone.
- Avoid Swiping right or left – you will get a black screen and this will mute the conversation or visual will disappear.